

Product Code: **S-332014E**

Product Code: **S-362014E**

33 & 36-inch Fireclay Double Bowl
Farmhouse/Apron-Front Kitchen Sink
With Integrated Workstation Ledge



PRODUCT FEATURES

- **Fine Fireclay Construction:** Expertly crafted for lasting durability and a timeless aesthetic.
- **HPC™ Density Tech:** Utilizing High-Pressure Casting to achieve 30% higher density than traditional manufacturing methods.
- **1280°C HYPER-FIRING:** Processed in a 22-hour tunnel kiln for a surface that is exceptionally resistant to scratches, stains, chips, and thermal shock.
- **Reinforced Design:** Engineered to withstand the rigors of both professional culinary environments and residential kitchens.
- **Standard Drain:** Features a standard 3-1/2" drain opening.

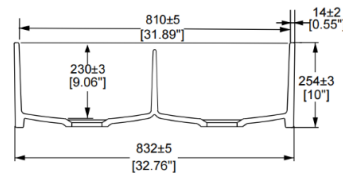
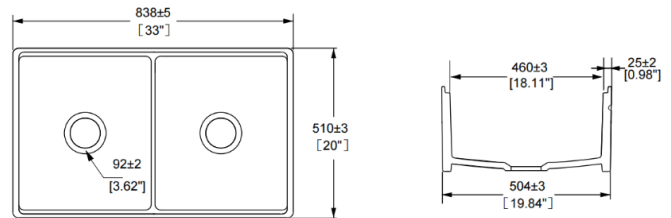
COLORS

- **Standard Colors:** White
- **Premium Colors:** Matte Gray Matte Black



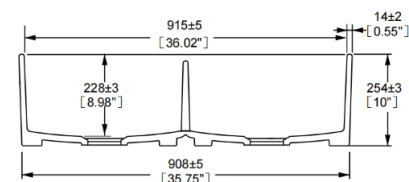
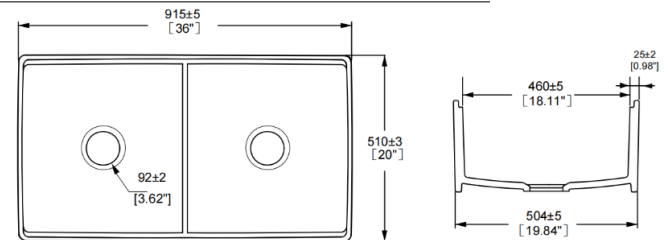
TECHNICAL INFORMATION

- **Sink Dimensions:**
33" x 16" x 10" (838*510*254mm)
- **Please note tolerances on drawing.**
- **N.W.:** 50.15 KG



TECHNICAL INFORMATION

- **Sink Dimensions:**
36" x 16" x 10" (915*510*254mm)
- **Please note tolerances on drawing.**
- **N.W.:** 53.65 KG



PARTS INCLUDED

- Roll-Up Dish Drying Rack
- Kitchen Sink Strainer
- Cutting Board

STANDARDS APPLICAB

- **cUPC** (Uniform Plumbing Code)
- **CE** (European Conformity)
- **UKCA** (UK Conformity Assessed)
- **WaterMark**